

Sample Roaster "Signum"

Quality for laboratory roasting

- Constant quality
- Sophisticated and amazingly simple to operate
- Roasting without moving parts
- Product control



Quality roasting: Simple – Flexible – Reproduceable

"Signum" is a sample roaster especially designed for laboratory use. It can be used for drying and roasting of all kind of natural products. The main components of the roaster are a powerful blower, which creates the air flow for roasting and cooling, an electric heater, the roasting chamber and the cyclone with exhaust fan. "Signum" pairs top bean quality with flexibility, and is simple and reliable in operation.

The roaster is designed as an open system.

The air stream is drawn through the cooling sieve, moved to the electric heater and the roasting chamber. Chaff and dust particles are collected in a bin. The product is roasted exclusively in a hot air stream in a rotation.

The variable frequency drive of the blower allows to adjust an optimum air flow for the product and the required roasting conditions.


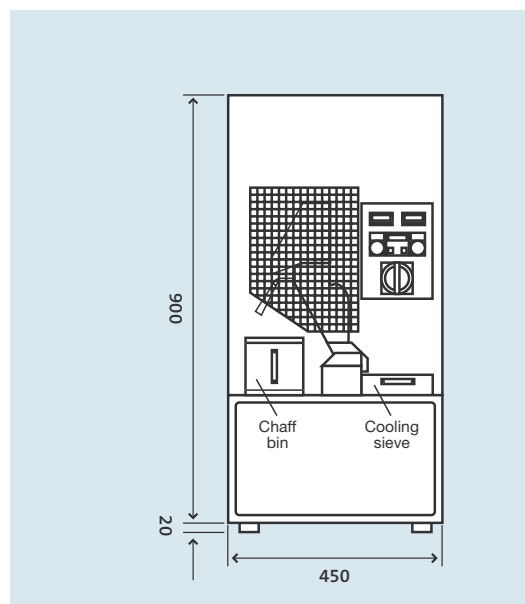
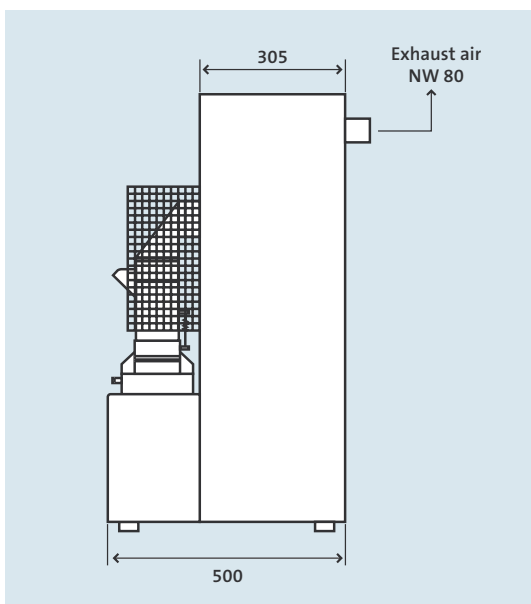
The roasting chamber is filled by a sample tube, which has markings for batch sizes between 50 and 200 gr.

A sampler permits visual control of the roasting process.

Technical Data:

| | |
|------------------------|-------------------|
| Batch sizes*: | from 50 g - 200 g |
| Electrical connection: | approx. 4.5 kW |

* Depending on machine type: The data refer to coffee; data of other products (hazelnuts, pistachios, cereals, soya etc.) on demand.



**NEUHAUS
NEOTEC**
COFFEE IS OUR LIFE

NEUHAUS NEOTEC

Maschinen- und
Anlagenbau GmbH

Fockestraße 67
D-27777 Ganderkesee
phone +49 (0)4221-859-0
fax +49 (0)4221-859-520

Dieselstraße 5-9
D-21465 Reinbek
phone +49 (0)40-72771-500
fax +49 (0)40-72771-550

nnsales@neuhaus-neotec.de
www.neuhaus-neotec.de

World agents upon request

